
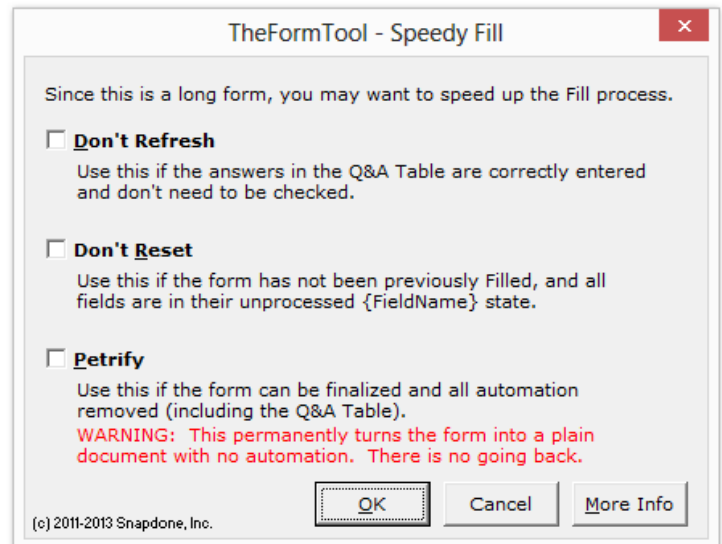




# Addendum B for TheFormTool PRO Version 2.6


## Speedy Fill for Monster Forms

If your form is exceptionally large (over 1,000 codes), you qualify for Speedy Fill mode. After clicking  **Fill**, the Speedy Fill screen appears, with three options:

**Don't Refresh:** This skips the Refresh step that ordinarily occurs at the beginning of the Fill process. That step fixes any answers that were entered incorrectly (outside the input boxes) in the Q&A Table. If you're comfortable with the Q&A Table and answers are entered correctly, then it's safe to use this option. If the Q&A Table contains a bajillion answers, this will save some time.



**Don't Reset:** This skips the Reset step that ordinarily occurs next in the Fill process. That step restores all Fields, Lists and Conditions to their original, pristine state, which is important if the form has been previously filled in with the  **Fill** command or the  **Blanks** command. Only use this option if you're certain the form is in its pristine state, with Fields that look like this: {FieldName}. If the form contains a ton of Fields, this will save some time.

**Petrify:** When this option is selected, the form is both Filled and Petrified, just as if you clicked the  **Petrify** button immediately after Filling. If the form contains a great big buncha Conditions, this will save a *lot* of time. But remember: This step is irreversible. All automation (including the Q&A Table) is removed from the form, so you cannot go back and change your answers later.